





Identification of *Alopecosa cuneata* and *A. pulverulenta*

Identification of males should be no problem – as well as the palpal differences the swollen tibiae 1 are obvious, even in the field.

The females of these two species can be very difficult. Reliance only on the epigyne is fraught with danger, since the epigynes can be variable. The light dorsal abdominal band enclosing the lanceolate stripe of *A. cuneata* is very distinctive and unless this is present, you are almost certainly looking at *A. pulverulenta* (and *A. cuneata* should not be recorded without recourse to expert opinion). In northern Scotland some female specimens of *A. pulverulenta* approach *A. cuneata* in bright very clearly marked abdominal markings, but these are whiter than the markings of *A. cuneata*.

	<i>Alopecosa cuneata</i>	<i>A. pulverulenta</i>
	Males	
		
Tibiae 1	swollen	normal
	Females	
		
Abdominal marking	Dorsal abdominal marking very pronounced, broad and yellowish white	Dorsal markings usually brownish and not pronounced in southern specimens, pronounced but white in some Scottish material
Epigyne	Epigyne is smaller than <i>A. pulverulenta</i> and narrowest part of central tongue about one third of opening. Variable and not conclusive.	Epigyne is larger and narrowest part of central tongue over one half of opening.

References

- Locket, G.H. & Millidge, A.F. 1951. *British Spiders* Volume 1. Ray Society, London.
 Roberts, M.J. 1985. *The spiders of Great Britain and Ireland* Volume 1. Harley Books, Colchester.

Author: Peter Harvey