

# Spider Recording Scheme News

## Spring 2013, No. 75

Editor: Peter Harvey; srs@britishspiders.org.uk

SRS website: <http://srs.britishspiders.org.uk>

My thanks to those who have contributed to this issue. S.R.S. News No. 76 will be published in Summer 2013. Please send contributions by the end of May at the latest to Peter Harvey, 32 Lodge Lane, GRAYS, Essex, RM16 2YP; e-mail: srs@britishspiders.org.uk or grays@peterharvey.freemove.co.uk. The newsletter depends on your contributions!

### Editorial

Thank you to the contributors who have provided articles for this issue. Please help future issues by providing articles, short or longer, on interesting discoveries and observations.

We now have 923,092 SRS records in total to date in MapMate, 398,175 of which have SRS Phase 2 site-related information on broad habitat and other site-related data.

After a very great deal of work done since 2005 to establish a new national status review of spiders, but which has ultimately failed to reach fruition and became out of date without even reaching the light of day, the first phase of work on a new review, funded by Countryside Council for Wales (CCW), has been undertaken earlier this year. We now have up-to-date baseline data to inform the IUCN criteria on which to establish a new status review. This work has also comprised establishing the means to easily generate new baseline data from the SRS website database, making this part of the work a simple affair in the future. The hard part is interpreting these baseline data against the IUCN criteria to come to sensible decisions on statuses!

Just before going to Press I have heard that Jennifer Newton has died. Jennifer had for many years been our Area organiser for Lancashire West (VC60), Westmorland with North Lancs. (VC69) and Cumberland (VC70). She has been a stalwart of recording in the northwest and an exemplar Area Organiser. She will be sadly missed indeed.

### Area Organiser changes

Claire Geddes has passed on the VCs for which she has been Area Organiser in Highland. Together with the VCs which David Horsfield has recently given up (see November 2012 SRS News), these have been taken on by two members of the Highland Spider Group, which Mike Davidson and Claire have been instrumental in getting together and organised. Claire has taken on the role of BAS Regional Co-ordinator for Highland and will act as mentor to any new members the Group attract.

Dave Holloway has taken on VCs 105 (Ross West), 106 (Ross East), 107 (Sutherland East), 108 (Sutherland West), 109 (Caithness) and 110 (Hebrides) and Hayley Wiswell has taken on VCs 96 (East Inverness), 97 (West Inverness), 103 (Ebudes Mid) and 104 (Ebudes North).

You can contact Dave at Dave Holloway, Kerrow Lodge, Kerrow, Cannich, Beauly, Inverness-shire IV4 7NA [mtablom@fastmail.fm](mailto:mtablom@fastmail.fm) and Hayley at Hayley Wiswell, Juniper Hill Cottage, Grantown Road, Carrbridge PH23 3NA [wizwell.bugs@gmail.com](mailto:wizwell.bugs@gmail.com)

John Partridge has passed the Shropshire (VC40)

County Recorder and Shropshire SRS Area Organiser role over to Nigel Cane-Honeysett [nigel@canehoneysett.plus.com](mailto:nigel@canehoneysett.plus.com) For those recorders able to send Nigel records by MapMate, his MapMate CUK is brp. Very grateful thanks go to John for all the work he has done over the years as Shropshire AO.

### Shropshire Spider Group

by Nigel Cane-Honeysett

Having formed in February 2012 (see BAS Newsletter No. 124 July 2012), the Shropshire Spider Group (SSG) continued its activities during 2012 with 4 Field Meetings - at Brown Moss near Whitchurch and Hawkstone Park in March, Loamhole Dingle, Coalbrookdale in April, Wall Farm, Kynnersley in June and Postenplains in the Wyre Forest in July.

Thanks to the Invertebrate Challenge project, expert help was available in February, May, August, September and December at the Field Studies Centre at Preston Montford, from Paul Lee, for general guidance and, more specifically, help with ID of difficult species.

Individual members also made their own forays to various sites round the County to collect and identify specimens.

As a result of all this activity we have submitted 555 spider records to the Spider Recording Scheme for 2012 - quite an increase over previous years, before the SSG took off, with only 1 record being reported from Shropshire in 2010 and 22 in 2011 most of which were from a single visit to Dothill by the Wrekin Forest Volunteers, the local Telford Shropshire Wildlife Trust group.

The 555 records covered 114 species including 6 not recorded before in Shropshire of which 3 were JNCC Notable B species (see Table 1).

Altogether 73 different sites were visited across the county.

Perhaps the most spectacular species found were the Cave spider (*Meta menardi*) in the manmade caves in the Follies at Hawkstone Park and the Wasp spider (*Argiope bruennichi*) at Venus Pools - its only known site in Shropshire.

At the time of writing there are more records to be collected for specimens not yet identified or reported so the final total for 2012 could well exceed 600 with who knows how many more Shropshire "firsts" and/or scarce species.

Three meetings for 2013 have already been arranged -

Species	Site	Status
<i>Diaea dorsata</i>	Billingsley Woodland	
<i>Porrhomma oblitum</i>	Stoney Hill Wildlife Site	Nationally Scarce
<i>Entelecara congenera</i>	Llanymynech Heritage Site	Nationally Scarce
<i>Evarcha arcuata</i>	The Crostan, Madeley Wood	Nationally Scarce
<i>Enoplognatha latimana</i>	Kemberton - Greenacres Farm	
<i>Steatoda grossa</i>	Troya, Ironbridge	

**Table 1.** Six spiders not previously recorded in Shropshire

two lab sessions with Paul Lee in May and September and a visit to Liverpool Museum, to view their Arachnid collection, in March. A programme of field meetings for 2013 is currently being put together for the other months from April to October and will include sites located in tetrads where very few or no spiders have so far been recorded.

Following a presentation by the author entitled "All you never wanted to know about spiders!" (correctly anticipating some "arachnophobic" reaction) at the Shropshire Entomology Day at FSC Preston Montford in February, there were some positive results including the welcome recruitment of another member to the Group and contact with members of other groups in Shropshire interested in spider recording.



**Figure 1.** Wasp spider (*Argiope bruennichi*).  
Photograph © Nigel Cane-Honeysett

One such Group is the Shropshire Bat Group who have reported cave spiders in a number of locations in Shropshire not previously recorded. It is hoped that this "spiderman" might accompany a "batman" to determine which species these might be. Apparently some locations contained more than one colony, some deeper in than others – could we find the first *Meta bourneti* to be recorded in Shropshire? Certainly we might increase the locations where cave spiders have been reported in Shropshire from the current three known sites.

Anyone interested in attending a field meeting or joining the Group (it's free!) should contact Nigel Cane-Honeysett on [nigel@canehoneysett.plus.com](mailto:nigel@canehoneysett.plus.com) and a copy of the programme will be e-mailed to you when it is finalised.

3 Lee Dingle, TELFORD TF7 5TW

## *Atypus affinis* in a Hampshire garden

by Dennis Trunecka

Over the 26 years since I first discovered Purse-web Spiders (*Atypus affinis*) in my garden, I have only seen one adult and a number of spiderlings. The webs themselves have over those years averaged about 8 to 10 per year. This wet summer there have still been about 10 but the visible web size has been smaller.

When, many years ago, I accidentally dug up a large female, I called my then young son to have a look. "Wow! Look at those fangs!" he exclaimed. He was referring to the chelicerae, and they were impressive. Although I like spiders, I was not going to see if her bite was able to break human skin. We left her alone and presumably she went back to her underground retreat.

The only time I have seen spiderlings of *A. affinis* was on 25th February 2012. It was a mild, dry and quite sunny day but I was still surprised to see spiderlings of any species so early in the year.

*A. affinis* spiderlings climb vegetation when they disperse, so that they can go "ballooning". You have probably seen "money spiders" (linyphiids) do this. They are most effective at doing this on warm sunny days following a cold spell when the warm air currents (or thermals) are rising.

Many of the spiderlings had climbed up the south-facing wall to go ballooning from the window sill. Three of the spiderlings had got trapped in an old unused web of another species directly underneath the window sill. They were very entangled in this web. I managed to separate the spiderlings by gently using a feather. One thing I noticed was that when I first encountered them they were so light-coloured that they were translucent. After two hours they were the same colour as adults. Initially I could see through the chelicerae to the inside, in which each chelicera had, at that time, a red line which I took to be the fangs. I had read that the spiderlings hatch in the underground part of the web in the previous summer to the spring in which they disperse. I surmise that there is no need for them to be coloured in the dark and it must be advantageous to have the dark colour above ground.

You are likely wondering why I have had generations of *Atypus affinis* in my garden and the neighbours do not. It comes back to microclimate, micro-habitat and conservation. When I moved into the house all those years ago, the garden had been neglected and looked much like heathland; ideal for invertebrates. Before the houses had been built in the mid 1950s the land had been scrubby/heathy woodland. The spiders had found themselves the ideal location, i. Sandy soil, easy for

digging in; 2. At the base of a warm south-facing house wall; 3. Undisturbed ground. As they dislike disturbance I never dig the soil, only replace bedding plants in front. I read that they like to be under low shrubs so they are not trampled, so I planted a tiny lavender. Since then it has grown and the largest webs are under it. All the neighbouring gardens are too highly cultivated for them.

I have never seen them predated, although I have seen a blackbird in springtime fly away with a collapsed web in its beak, for nest building? Also, occasionally I have seen collapsed webs scattered across the lawn.

At times the purse-webs have abutted the front doorstep. Of all the people that have come to the door over a quarter of a century how many would guess that they are right next to a spider unique in British fauna?"

3 Woodland Close, Thornhill Park, Southampton, and the postcode SO18 5RD.

## Update on *Zoropsis spinimana* (Dufour, 1820)

by Peter Harvey

In the last SRS News the presence of an established population of *Zoropsis spinimana* in London was described, from the presence of the spider in numbers at Heather Ticheli's home during 2012. Heather has continued to find more individuals, including another adult male (Fig. 2). She has also now found a photo she took in 2008 (Fig. 1), so, the *Zoropsis* population has been in the neighbourhood for quite a while.



**Figure 1.** *Zoropsis spinimana* in a London home in 2008. Photograph © Heather Ticheli



**Figure 2.** Male *Zoropsis spinimana* in December 2012. Photograph © Heather Ticheli

I have added *Zoropsis spinimana* to the list of 'easily recognisable' spiders for which members of the public can submit records on the SRS website <http://srs.britishspiders.org.uk/portal.php/p/species+surveys> with an information page at <http://www.srs.britishspiders.org.uk/portal.php/p/Zoropsis+spinimana+established+indoors+in+Britain> Users are encouraged to submit a photograph/s to support their records.


32 Lodge Lane, Grays, Essex RM16 2YP

## Cave spiders in the London area

by Edward Milner, Recorder for London and Middlesex

A bat survey of the burial vaults lining Egyptian Avenue at Highgate Cemetery (by Tony Canning of London Wildlife Trust) recently uncovered a colony of large spiders which he provisionally identified as *Meta bourneti*. He photographed a large female and asked if I could confirm his identification, and would I be interested in visiting the vaults. I explained the need for specimens to confirm identification and on a short visit in early January 2012 I was able to enter three of the vaults, in each of which I found several large females as well as a number of immature females. I collected three of these and was able to confirm the original identification as *M. bourneti*. Adults of two other spiders were present: both

sexes of *Amaurobius ferox* and *Nesticus cellulanus*. I suggested that when (and if) the other vaults could be opened, a full count of spiders living there could be recorded.



**Figure 1.** The vaults (8 x 2) on either side of Egyptian Avenue in Highgate Cemetery  
Photograph © Edward Milner

Once the first identification was confirmed, Tony Canning put a notice on the LWT website, ([www.wildlondon.org.uk](http://www.wildlondon.org.uk)) headed 'Rare and spectacular spider find in 150 year-old tombs!' which attracted a certain amount of public attention. The news media including Radio 4, Radio 5, the Daily Telegraph and some London local papers immediately ran the story with a variety of inaccuracies. I was interviewed by City University student TV production and was asked how many of the spiders there were likely to be. On the basis of this brief visit the writer estimated that there might be over a hundred adult spiders altogether in the vaults.

The notice on the website alerted the London bat community and Tony started receiving messages about large spiders in other vaults, underground tunnels, ice-houses etc from London bat enthusiasts in the course of their searches for bat roosts. Some messages and photographs were passed on to me and I had to keep pointing out that to confirm the identity of spiders specimens are needed so that genitalia can be examined. One problem with the proliferation of citizen-naturalists is that many people armed with a mobile phone seem to think that a single blurred image of a distant creature, however unusual, can be identified.

Subsequently I have received specimens from the Chalk mine and the Ice-houses at High Elms (Ishpi Blatchley), and the ice-house at Marble Hill Park (Andrea Arthan), and have been promised specimens from Chislehurst caves and from Coomb Bank School ice-well.

With the help of Tony Canning and staff of Highgate Cemetery I was able to visit 10 of the 16 vaults at Egyptian Avenue on 26<sup>th</sup> January (the others have yet to be opened). These vaults all date from 1839. They are all damp, have tree roots coming through cracks in the plasterwork, and must have a very uniform temperature and humidity. The whole avenue is heavily shaded by evergreen laurel.

A count of spiders produced 48 adult *Meta bourneti*: only a few adults were examined but it does not appear that any *Meta menardi* are present. No adult males were

found but at least a dozen juvenile females were seen. The other spiders present were the two mentioned above and in two of the vaults adults of both sexes of *Metellina merianae* were seen.



**Figures 2 & 3.** *Meta bourneti* in the vaults at Highgate Cemetery. Photographs © Edward Milner

Of the specimens received from elsewhere in London, the spiders from High Elms were all *Meta menardi* (which the writer has also recorded from tunnels adjacent to the underground reservoir at Richmond Park). The specimen received from Marble Hill Park, Twickenham was an adult *M. bourneti*. In other words at present the records divide into those north of the river (*M. bourneti*) and those

south of the river (*M. menardi*); the latter species has yet to be recorded from Middlesex.

There are probably many other burial vaults, ice-houses and underground culverts and damp places which have not been investigated; it may well be that neither of these two spectacular spiders is rare at all. Possibly every large house would have had an ice-well before refrigerators became available, and many of these have yet to be examined.

The question as to how these spiders find their way into these vaults and ice-houses remains unresolved; one answer may be 'as very young spiderlings, and only very occasionally'. At Highgate the vaults where the spiders have been found are over 170 years old; it is not known how long the spiders have been there. Two vaults in the Circle of Lebanon above the Avenue have been examined, but without success. Although they date from the same time they are very much drier than the vaults in the Avenue, and so may not be suitable. The writer has previously visited old tombs at Brompton Cemetery which date from 1840, but no *Meta* spp. spiders were seen, and only one or two specimens of *N. cellulamus* recorded. It is hoped that at a future date it may be possible to enter all the other vaults at Highgate Cemetery.

80 Weston Park, London N8 9TB

---

## A Harvestmen Recording Scheme update

by Peter Nicholson, Harvestman Scheme Organiser

Following on from my last update I am pleased to say that records have been coming in good numbers. I should say at this point that recorders need not feel it necessary to apologise for the lack of records submitted. All records are greatly appreciated, so please don't be concerned about how many records you have, every record makes a difference. With this group particularly we have a recorder bias in our records, due to a relatively small number of individuals supplying records for limited areas, so more recorders with small numbers of records do count. The weather this year has also been rather against recording for many species and I feel harvestmen have not fared any better than most. The main message is all records are welcome and the wider the area that you cover the better. So when you have a break or trip anywhere in the UK this year make a note of what you see; it will more than likely be a new record for that area or square.

You may have read in the last update that Mike Davidson has been trying to secure OPAL funding to aid in the translation of the Dutch book 'De Nederlandse Hooiwagens (Opiliones)' by Hay Wijnhoven. This is a particularly useful book for identification of most British species but will also help with those species not covered by our own literature which are now being discovered in Britain. Like all funding the path to success is paved with numerous problems BUT Mike has been successful. Agreements by all have been reached and work is or very shortly will be starting on the translation. So a big thanks

to Mike and BAS for all their efforts. I believe success has also been achieved in BAS securing another OPAL grant which is to be reported on elsewhere in this newsletter.

Finally I have for some time had correspondence on an unidentified *Leiobunum* species in this country. Two records are known, Trevor Pendleton who discovered the species in Worksop in 2009 and Paul Richards in Barnsley Sept 2012 (see *Leiobunum* sp. at Worksop in 2009 and rediscovery in 2012 at [www.eakingbirds.com/eakingbirds3/arachnidsleiobunumsp.htm](http://www.eakingbirds.com/eakingbirds3/arachnidsleiobunumsp.htm)). I am told photos of both have been seen by Hay Wijnhoven, Axel L. Schönhofer and Jochen Martens and are thought to be the same species as was noted invading Europe in Wijnhoven, Schönhofer & Martens in *An unidentified harvestman Leiobunum sp. alarmingly invading Europe (Arachnida: Opiliones)* [www.arages.de/aramit/pdf/Heft\\_34/AM34\\_27\\_38.pdf](http://www.arages.de/aramit/pdf/Heft_34/AM34_27_38.pdf) and *Wijnhoven Notes on the biology of the unidentified invasive harvestman Leiobunum sp. (Arachnida: Opiliones)*. [www.arages.de/aramit/pdf/Heft\\_41/AM41\\_17\\_30.pdf](http://www.arages.de/aramit/pdf/Heft_41/AM41_17_30.pdf). For further background information two pdf files available on the website will provide additional background.

The leiobunid of Wijnhoven *et al.* might also have an intriguing historical context in Britain which was drawn to my notice in *Ocularium* No. 2 under 'Mass aggregations of harvestmen'. Here is an extract:

"J.G. Wood wrote: One day this summer (1862), as I was bathing in the river Cray, just below a lasher, I happened to look under the cross-beam of the woodwork, and there saw something which I took for a mass of black horsehair. Wondering how such a substance could get into such a situation, I went to examine it and then found that the supposed horsehair was nothing more or less than a legion of harvest-spiders, all gathered together, their little bodies nearly hidden by bent legs. There must have been some thousands of the creatures under the beam, all perfectly motionless. [probably leiobunids - ed.]".

One of the notable behavioural features of the new harvestman is its habit of forming sizable aggregations, these being found at head height or above and appearing to be associated with masonry, be it bridges, priory or buildings.

In essence there appears to be a large dark unidentified leiobunid to be found. It also appears that there is a possibility that it has been here for some time but for some reason, possibly misidentification, it has not been recognised. So it may be worth checking collections as well as getting out and trying to find it in the field.

Greystone House, Castle Howard Road, Malton, North Yorkshire YO17 7AT  
Email: [petenich@btinternet.com](mailto:petenich@btinternet.com)

---

***Platybunus pinetorum* in Scotland, an update and correction**

by Mike Davidson

In my note on *Platybunus pinetorum* (C.L. Koch 1839), in S.R.S. News. No.74 (Davidson, 2012), I incorrectly stated that the Edinburgh specimen I was reporting was the first Scottish record.

In October 2012, while working through part of the Opiliones collection in the Glasgow Museums' store at Nitshill, I came across three specimens labelled as *P. triangularis*. It was with some surprise that I realised these were in fact all female specimens of *P. pinetorum*. The details of the specimens are given below.

Museum Ref.	Date	Location	N.G.R.	Collector
2.2009.53.95	20/06/2008	Airlie Lane, Glasgow	NS556677	R.B. Weddle
2.2009.53.85	24/04/2009	Airlie Lane, Glasgow	NS556677	R.B. Weddle
2.2009.53.93	30/05/2009	Todd's Well, Glasgow	NS668667	M. Rutherford

It can be seen that the first Scottish record of *P. pinetorum* (so far!) is attributable to Richard Weddle, and was collected in Glasgow in 2008. In fact these appear to be the first British records, predating those from Sheffield reported by Richards (2010a) in 2010. *P. pinetorum* keys out easily, using Hillyard (2005), to *P. triangularis* but it is a much more robust and well marked beast. See Wijnhoven (2009) and Richards (2010a & 2010b) for more details.

Please look carefully for this harvestman during the spring and early summer. Records will be most welcome.

I am grateful to Richard Weddle for alerting me to the presence of the collection at Nitshill and to Richard Sutcliffe, of Glasgow Museums, for providing access to the specimens.

**References**

- Davidson, M. 2012. *Platybunus pinetorum* (C.L. Koch 1839) in Edinburgh, a New Scottish Record. S.R.S. News. No. 74 In *Newsl. Br. arachnol. Soc.* **125**.
- Hillyard, P.D. 2005. *Harvestmen* (3<sup>rd</sup> Edition). Synopses of the British Fauna (New Series): No. 4 Field Studies Council, Shrewsbury.
- Richards, P. 2010a. *Platybunus pinetorum*: a new Harvestman (Opiliones) to Britain. S.R.S. News. No. 68. In *Newsl. Br. arachnol. Soc.* **119**: 22-23.
- Richards, P. 2010b. *Guide to Harvestmen of the British Isles*. Field Studies Council., Shrewsbury.
- Wijnhoven, H. 2009. De Nederlandse hooiwagens (Opiliones). *Entomologische Tabellen* 3 supplement bij Nederlandse Faunistische Mededelingen.

77 Mile-end Avenue, Aberdeen AB15 5PS. [mike.davidson55@btinternet.com](mailto:mike.davidson55@btinternet.com)

### Identification of *Pelecopsis nemoralis* and *Pelecopsis nemoralioides*

These are two money spiders which present considerable difficulties in identification. There is still some discussion as to whether they represent two separate species or rather ecomorphs of a single rather polymorphic taxon. *Pelecopsis nemoralis* is not uncommon in the West and particularly the North of Britain but is rather rarely collected in the East and South. *P. nemoralioides* is by contrast, most common in the southern half of Britain but is confined almost entirely to coastal dune or more rarely short calcareous grassland habitats.

#### Morphology

Two features can be used to distinguish males of *Pelecopsis nemoralis* and *P. nemoralioides*. The first is the form and setation of the cephalic lobe when viewed from above. In *Pelecopsis nemoralis*, the lobe is wider than long and oval in form and the posterior margin is beset with a series of relatively long fine setae (Fig 1A). In the *P. mediocris* form of *P. nemoralioides*, the lobe is more nearly spherical in form, shiny and devoid of setae (Fig. 1B). This difference does not apply to the *Pelecopsis locketi* form of *P. nemoralioides*, both of which usually occur together in sandy habitats, particularly coastal sand dunes (Locket, Millidge & Merrett, 1974; Merrett & Millidge, 1992).

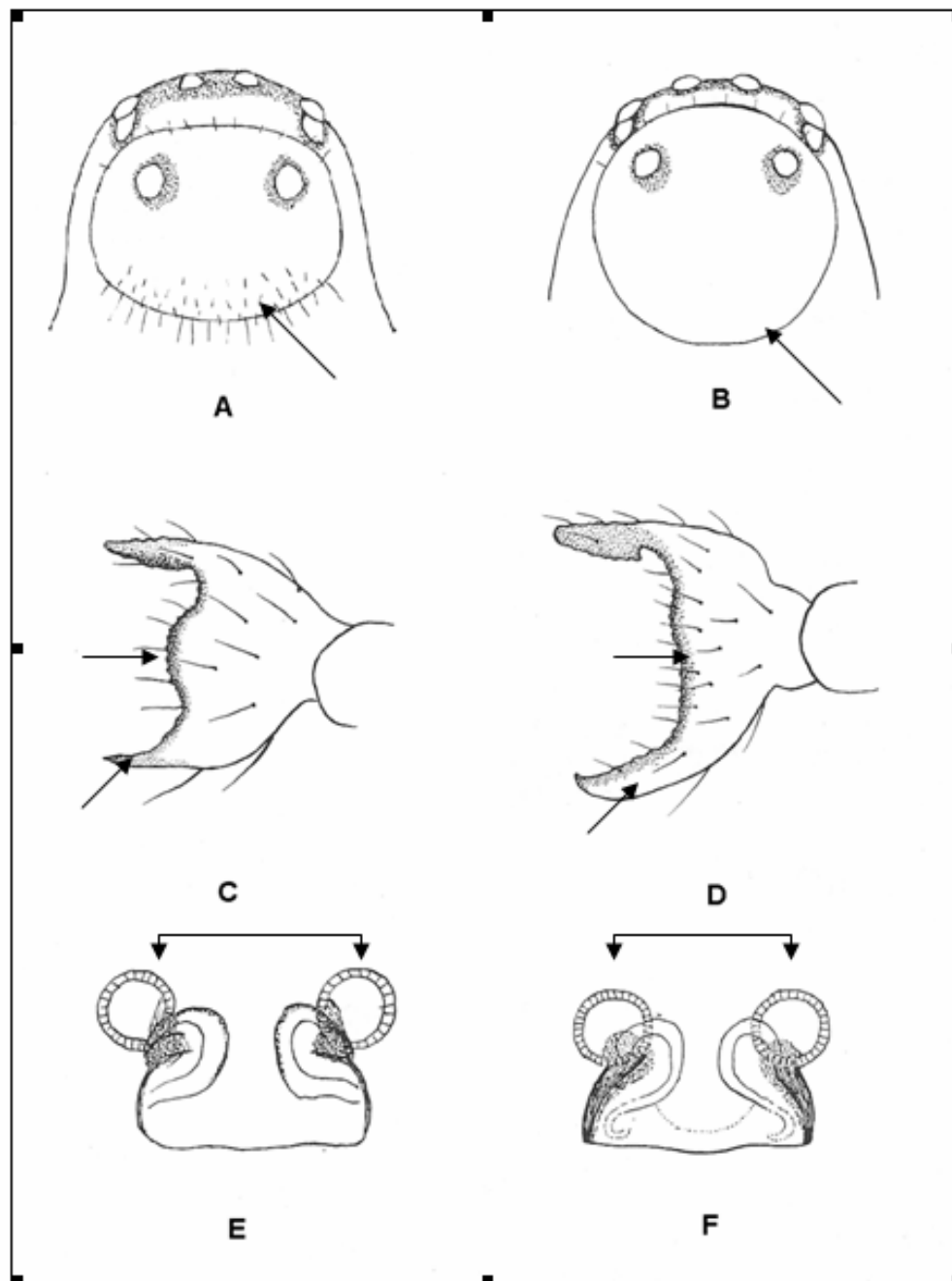


Figure 1. *Pelecopsis nemoralis* and *P. nemoralioides*. 1A. Cephalic lobe of *P. nemoralis* viewed dorsally, 1B. ditto for *P. nemoralioides*. 1C. Tibial apophysis of *P. nemoralis*, retrolateral view, 1D. ditto for *P. nemoralioides*. 1E. Internal structure of epigyne of *P. nemoralis*, viewed ventrally, 1D. ditto for *P. nemoralioides*.

The figures of *Pelecopsis nemoralis* and *P. nemoralioides* are taken from Locket, Millidge & Merrett, 1974).

The second feature is the form of the tibial apophyses of the male palps viewed from a retrolateral position. In *P. nemoralis*, the lower apophysis is slightly shorter than the upper apophysis and there is a distinct bulge or projection on the anterior margin between the two apophyses (Fig. 1C). By contrast, in *P. nemoraloides*, the lower apophysis is relatively long and broad, and the anterior margin between the two apophyses is almost straight (Fig. 1D). It should be noted that the appearance of the palpal tibia varies considerably according to the angle of viewing and care should be taken in positioning the specimen. Identification is greatly aided by comparison of specimens with reliably identified voucher specimens.

As is often the case, distinguishing females of these two species is considerably more difficult than for males and the two species may not always be distinguishable. The external appearance of female epigynes is identical and it is necessary to clear the epigynes to distinguish them. The most reliable difference is in the distance between the spermathecae which is noticeably greater in *P. nemoralis* (Fig. 1E) than in *P. nemoraloides* (Fig. 1F). However, this difference is relative and, once again, comparison of specimens with reliably identified vouchers is essential.

### Habitats

*Pelecopsis nemoralis* is most frequently collected in woodland litter, both deciduous and coniferous and has also been found in moss and lichen on tree trunks. It is much less frequently found in moorland, heathland and grassland. *P. nemoraloides* is almost entirely a coastal species where it occurs on sand dunes and on fine shingle in marram and other grasses. However in Kent, Harvey (2012) recorded a strong population on steep south-facing chalk grassland with a high proportion of bare substrate at Upper Halling and it has also been reliably recorded at several inland sites in Dorset where the habitat probably provided similarities to coastal dune. It cannot therefore be assumed that any inland population is always *Pelecopsis nemoralis* and both the habitat requirements and genetic identity of the two taxa require further study.

### References

- Harvey, P. Summary accounts for *Pelecopsis nemoralis* and *Pelecopsis nemoraloides* In: The spider recording scheme website. 2012. <http://srs.britishspiders.org.uk/>  
 Locket, G.H., Millidge, A.F. & Merrett, P. 1974. *British Spiders* Volume III. London: Ray Society.  
 Merrett, P. & Millidge, A.F. 1992. Amendments to the check list of British spiders. *Bull. Br. arachnol. Soc.* **9** (1): 4-9.

A. Russell-Smith  
 mrussellsmith@btinternet.com

### Identification of *Pocadicnemis pumila* and *Pocadicnemis juncea*.

These two closely related linyphiids are both relatively common, the former throughout the country but more frequently in northern Britain and the latter almost confined to the southern half of our islands. Distinguishing them, and particularly females, can prove difficult and requires that the specimens are carefully positioned so that the important features of the female epigynes and male palps can be clearly seen.

### Morphology

Males of the two species are best distinguished by the form of the median apophysis (M) which is most clearly seen when the palp is viewed from a distal position. In *Pocadicnemis pumila*, the median apophysis is only gently curved and tapers rather rapidly to a point (Fig. 1B). By contrast, the median apophysis of *P. juncea* is strongly curved and tapers much more gradually to a fine point (Fig. 2B).

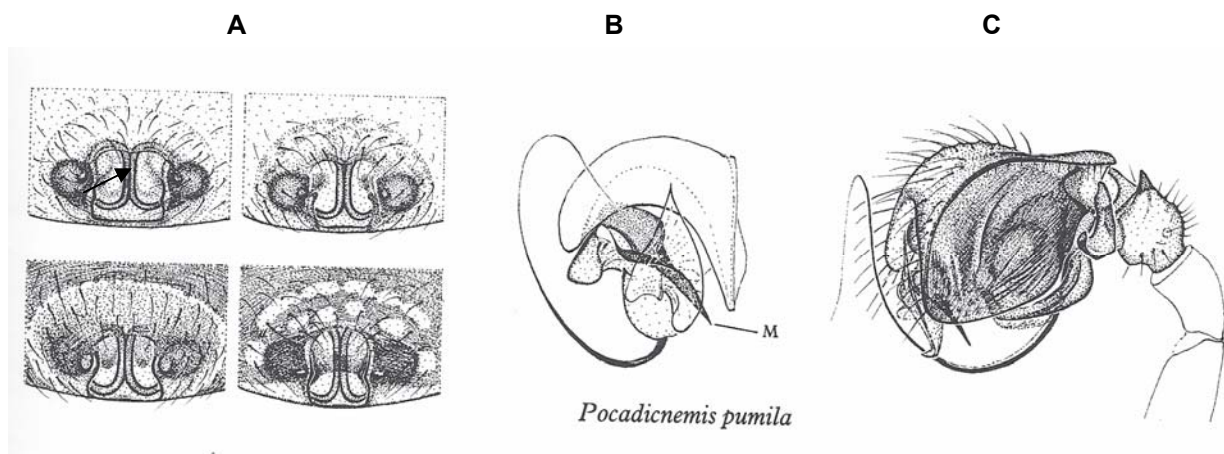


Figure 1. Genitalia of *Pocadicnemis pumila*. A. Epigynes viewed ventrally, B. Palp viewed distally, C. Palp viewed retrolaterally. M = median apophysis.



Females of the two species are more difficult to separate and the epigynes are somewhat variable in appearance. In both species the epigyne projects ventrally from the underside of the abdomen. This means that a very small change in viewing angle can produce quite a large change in the appearance of the structures, something that should always be borne in mind. An important difference between the two species is usually in the area posterior to the curved ducts that run parallel to each other in a central position. In *Pocadicnemus pumila*, the ducts extend much further towards the posterior margin of the epigyne, so that there is very little space between them and the hind margin and this space appears as a narrow transverse strip (Fig. 1A, area behind ducts arrowed).

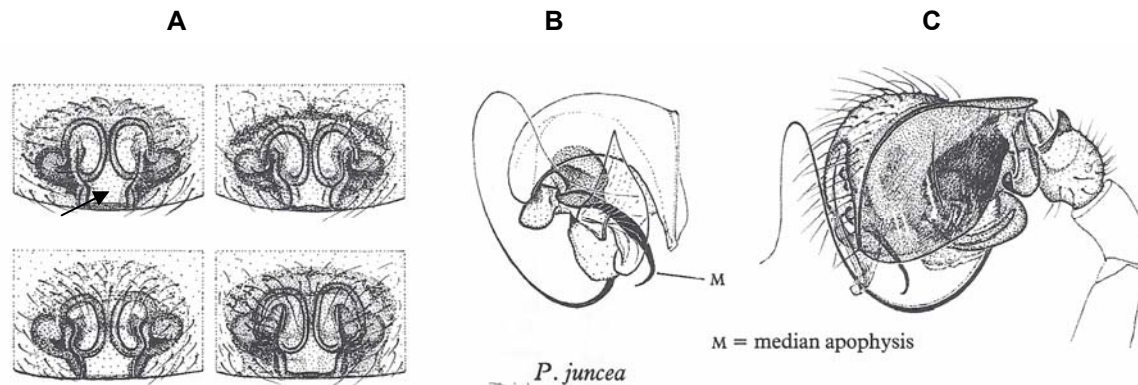


Figure 2. Genitalia of *Pocadicnemis juncea*. A. Epigynes viewed ventrally, B. Palp viewed distally, C. Palp viewed retrolaterally.

In *P. juncea*, the ducts do not extend as far posteriorly so that the space behind the curved ducts is distinctly greater and appears more nearly rectangular (Fig. 2A). However, as the figures show, the variability in the epigyne of both species means that on occasion it is difficult to assign isolated specimens to one or the other with absolute certainty. The epigyne may also sink into the abdomen, reducing the apparent distance between the epigynal fold and the posterior edge of the sperm ducts (Dobson, 1992).

An additional supporting character can be seen in the sperm ducts which form a pair of loops. In *P. pumila* the width across the anterior pair of loops is typically less than or equal to the width across the posterior pair of loops, whereas in *P. juncea* these are wider anteriorly.

### Habitats

*Pocadicnemis pumila* can be commonly found in moorland, grassland and bogs in the North of Britain but is rather more restricted in its habitats in the South. Harvey (2012) notes that in Essex, it is restricted to wet heath in the Epping Forest area and rides in damp boulder clay woodlands in the north-west of the county. In Kent, it is also most frequent on heathland and in ancient woodland although it has been collected on sand dunes at Sandwich Bay as well.

By contrast, *Pocadicnemis juncea* occurs in a broad range of open habitats throughout its range. These include various grasslands, open woodlands, wetlands (marshes, fens), maritime communities (sand dunes, salt marshes, shingle) as well as many man-modified habitats such as gardens, road verges and post-industrial sites. While the impression is that this species is adapted to a wider range of habitats where it overlaps with *P. pumila*, caution is needed in interpreting the available data due to the possible confusion of the females of the two species. Identification of *P. pumila* relying only on females from unusual habitats, especially in the south-east, should be confirmed by males.

### Acknowledgements

As with previous accounts in this series, I am most grateful to Michael Roberts for allowing me to use the excellent figures of *Pocadicnemis* from his *Spiders of Great Britain & Ireland*.

### Reference

- Dobson, S. 1992. Separation of females of *Pocadicnemis pumila* (Blackwall) and *P. juncea* Locket & Millidge. *Spider Recording Scheme News* 16: 2.  
 Harvey, P. *Pocadicnemis pumila* Summary In: The spider recording scheme website. 2012. <http://srs.britishspiders.org.uk/portal.php/p/Summary/s/Pocadicnemis+pumila+sens.+str.>

A. Russell-Smith  
 mrussellsmith@btinternet.com

© 2013 THE BRITISH ARACHNOLOGICAL SOCIETY.  
 Photocopying of these publications for educational purposes is permitted, provided that the copies are not made or distributed for commercial gain, and that the title of the publication and its date appear. To copy otherwise, or to republish, needs specific permission from the Editor. Printed by Henry Ling Ltd, DORCHESTER, DT1 1HD. ISSN 0959-2261.